



<https://www.ava.me/>

Captions for All

Empowering Deaf & hard-of-hearing people and inclusive organizations with the **best live captioning solution for any situation.**

The Ava app for group conversations

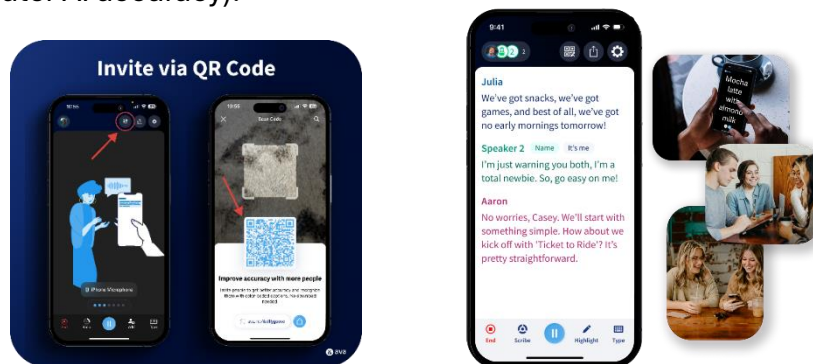
Ava is designed to transcribe group conversations. Our engineers have developed a solution that differentiates between the voices of each person and displays each participant in a different color.

Invite your contacts to join your Ava conversation with their own smartphone.


Ask your friends to scan your QR code or send them your Ava link by pressing "Add" in the bottom right-hand corner of the screen during a conversation. They'll instantly join your conversation - no download required. Each phone is then used as a microphone, and transcription is more accurate.


Ava is a free, 24/7 personal captioner, accessible to everyone, anytime, anywhere.


Paid plans unlock higher quality captions and key features for students & professionals. Free for up to **10-min** captioned sessions (for individuals trying out Ava for short conversations), \$9.99 a month for up to **40 min** caption sessions (for individuals who need higher accuracy for important conversations, 3 hours of premium captions/greater AI accuracy).




Tips and Tricks

 **Hold the phone near the speaker with the microphone on.** Keep the phone *within 1 to 2 feet or less of the speaker* so Ava can hear what they are saying.

 **Make sure you have stable internet connection.** If you can't connect to Wi-Fi or good LTE. Ava does have an [Offline Mode](#) only works in solo mode.

 **Background Noise?** Consider getting a Bluetooth microphone to use with Ava. Pass a Bluetooth microphone so Ava can "hear" from farther away.

 **Rotate your phone** and ask your friend to speak clearly. Bring the phone closer to the speaker and turn the phone (make sure your orientation isn't locked!). This helps improve accuracy.